

Motorhome & Tourer Annual Service & Observation Report



Pad Ref:	Customer Name:	Manufacturer:
Model:	VRM/VIN Number	Mileage:

Please use the key provided: P = Pass | F = Fail | U = Unable to test | N/A = Not Applicable All work is carried out to industry standard. Please go to www.habcheck.com.

	P	F	N/A	R
Underbody (Motorhomes only)				
Corner steadies & folding steps (where applicable) - check & lubricate				
Under slung tanks and pipes - check condition and security				
Electrical Systems (motorhome & tourers)				
12n, 12s/13 pin plugs & cables-check condition & test				
Road lights & reflectors-check condition & operation				
Battery - check condition of battery & compartment & record idle voltage (observation section)				
Battery - check & top up level if required & perform high discharge test				
Check battery charge from 12s/13pin plug				
Fridge-check operation from 12s/13 pin (tourer)				
Fridge-check operation from 12v (motorhome engine running)(ELV)				
Fridge-check 230v (LV)				
Interior lighting & equipment-check operation & fuse rating				
Awning light- check operation				
Wiring earths - check for defects on all ELV circuits (visual)				
LV inlet plug & extension lead - check condition & resistance across connection pins				
Earth bonding - visual inspection				
RCD unit - check operation of RCD test button & operation of MCB's				
230v sockets - carry out plug top polarity test				
Electric awning & step - check condition & operation				
Charger - check output charge rate at battery connections (observation section)				
Electric hob - check operation (if fitted)				
Boiler - check operation on 230v (if fitted)				
Check operation of all other 230v appliances, fans & luminaries				
Habitation Air conditioning - check operation (if fitted, weather dependant)				
Check that any additional items fitted are to relevant standard (record on observation section)				
Gas Systems				
Regulator & Gas hose - check age, performance and security (record age on observation section)				
Carry out gas leak check				
Gas cylinder or LPG tank - check security				
Flame failure device (FFD) check operations				
Cooker - check operation & FFD				
Heater - check operation & FFD				
Fridge - check operation & FFD				
Water heater (boiler)- Check operation & FFD				
Ensure all gas dispersal vents are clear				
Water System				
Water pump & pressure switch - check operation				
Taps, micro switches, valves, pipes & tanks (if fitted)- check condition & operation				
Water filter & housing - check for leaks & replace (if fitted if requested by customer)				
Water system - check for leaks				
Water tanks - check security of all water tanks, including under slung (if fitted)				
Drain down - winter only (suggested dates between 01/11 & 31/03 weather dependant)(unless requested by customer)				
Toilet - check security, operation of flush pump & lubricate seals				
Ventilation				
Fixed ventilation - check for obstructions & free air flow				
Check all fixed ventilation is guarded against vermin ingress				
Roof lights - check for cracks, operation & free of obstructions				
Fire & Safety				
Smoke and/or carbon monoxide alarm(s) - check operation and dates (see observation section)				
If a fire extinguisher is fitted check the date (see observation section)				
If a fire blanket is fitted - check security of it housing				
Bodywork				
Doors & windows - check operation of all locks, catches, stays & seals				
Roof - check conditions of roof lights, seals & general condition of the roof				
Body attachments - check security of any ladders, cycle racks, lockers, aerials, sat dish's or dome's etc...				
Cab seats - check operations (swivel or bed configuration)(Motorhomes only)				
Grab handles - check security & sealing				
Number plate - check it is marked with BS AU 145d or BS AU 145 (requirement since 1973) check security/legibility (tourer only)				
Floor - check for sponginess/delamination				
Furniture - check condition & operation of all furniture doors, handles and fixings				
Blinds & fly screens - check condition, tension, operation & material				
Damp test - carry out & note readings on appropriate damp report sheet				

Caravan Habitation Report



VIN Number:		Tourer:	
Technician:	Date:	Customer:	Date:

i Guidance Notes

Readings between 0 - 15% - Readings not recorded because no cause for concern.

Readings between 15 - 20% - Requires further investigation. Compare with the average reading. Consider asking to recheck the area in 3 months.


Readings above 20% - Will identify areas possibly needing remedial work. There may be signs of water ingress or evidence of moisture. Again, it may be worth considering a recheck after 3 months.

Readings above 30% - Structural damage may be occurring & deterioration is inevitable.

Comments & Recommendations:




Offside




Front




Nearside



Rear



Floor



Ceiling

i Please Note

We would emphasise that the above report accurately reflects the condition of your tourer at the date stated. These readings may be subject to atmospheric conditions, & the company cannot accept any liability for water ingress, which may become apparent at a future date.